



# LAMINAR FLOW PANELS

Laminar flow panels are designed primarily for use on cooling to give a low velocity air stream over the area immediately below the panel. The low velocity minimises induction and, if used with an air supply that has been filtered through absolute filters, is ideal for operating theatres and some clean room applications. It is strongly recommended that any volume control is incorporated in the ductwork system, well upstream of the laminar flow panel, as the turbulence caused by a damper local to the panel will result in un-even flow across the whole face of the panel. If this is not possible, then it may be necessary to fit a perforated plate below the spigot as shown on page 8.



## STANDARD ●

Code 0191. Laminar flow panel with a fixed core and no flange for laying in to a 'T' bar system.

Code 0192. Laminar flow panel with a fixed core and flange for surface mounting.

### STANDARD SPECIFICATION

#### SIZES

Code 0191. 1195mm x 595mm face size with a 350mm diameter spigot.

Code 0192. 1200mm x 600mm nominal opening size with a 350 diameter spigot.

#### CONSTRUCTION

Manufactured in sheet steel with a fixed perforated face. Code 0192 panels have an extruded aluminium flange.

#### FINISH

Powder coated to RAL 9010 satin.

#### FIXINGS

Either through the neck and duct connection if the ducting will support the weight of the panel. (Fixing type OF7) or by wires or rods through the fixing brackets, (Fixing type OF23).

#### PACKAGING

Each panel is packed in a tailor made carton.

#### TECHNICAL INFORMATION

for Codes 0191 and 0192 Laminar Flow Panels with 22.5% free area.

Isothermal, -5° and -10° Cooling

Volume m <sup>3</sup> /s	0.05	0.10	0.15	0.20	0.25	0.30
NR Level	-	15	15	20	25	30
Static Pressure Pa	1	2	4	7	14	18

Recommended mounting height 2.5m to 3m.

### OPTIONAL ALTERNATIVES/ADDITIONS

#### FINISHES

Any BS, RAL or N.C.S. colour. Code 0145. Please specify the colour reference.

#### QUADRANT DAMPER IN THE SPIGOT

Code 0483. If this is specified we would recommend that a perforated plate is fitted below the spigot.

#### PERFORATED SPIGOT BELOW THE PLATE

Code 0650.

#### HINGED CORE FOR EASY CLEANING

Suffix H.

### ORDERING DETAILS

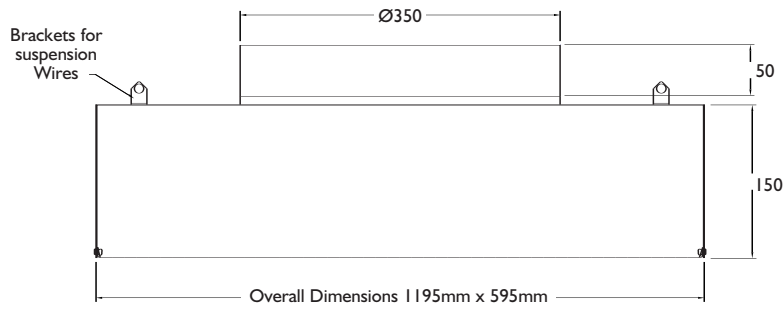
- The code for the basic panel should have 13 digits. See page 1.
- Please always give the length first and then the height.
- Add codes / suffix for alternatives and additions.

#### EXAMPLE:

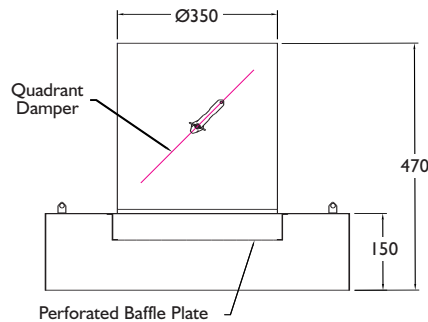
A laminar flow panel for 'T' bar application, 1195 x 595mm over the face painted RAL 9010 matt would be coded 0191/01195/0595+0145 (RAL 9010 matt).

Applications. Supply \* Extract \* Ceiling \*

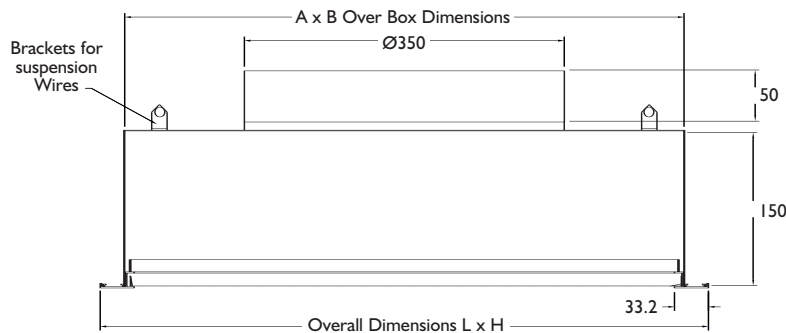
## Code 0191 Laminar Flow Panel with recessed fixed core



**Damper Note:**  
Ideally dampers should NOT be fitted to this product, balancing should be done using duct dampers in the system. If this is not possible, a quadrant damper (code 0483) and a perforated plate (code 0650) can be fitted into Lamina Flow Panel as shown below.



## Code 0192 Laminar Flow Panel Flanged with Fixed Core



Nominal Opening Size 1155 x 555	
L x H	A x B
1195 x 595	1150 x 550

**Damper Note:**  
Ideally dampers should NOT be fitted to this product, balancing should be done using duct dampers in the system. If this is not possible, a quadrant damper (code 0483) and a perforated plate (code 0650) can be fitted into Laminar Flow Panel as shown below.

